

# GCSE to A Level Transition

## Booklet



### Section One:

Welcome and course information

Section Two: pre-course tasks

#### Task One:

GCSE Grammar audit

Targeted grammar practice

#### Task Two:

Understanding the context behind the literary text 'Ich Fühl Mich So Fifty Fifty'

#### Task Three:

Cultural research and presentation

## Section One:

Firstly, well done on choosing A level German! You have demonstrated excellent taste in subjects! The course is a demanding one but extremely rewarding and you will leave school with a subject which is not only a qualification but also a life skill.

You will need:

- Hodder Education grammar workbooks 1&2 (£6.99 each)  
ISBN: 978-1-5104-1771-7  
ISBN: 978-1-5104-1772-4
- Ich Fühl Mich So Fifty Fifty (around £5)  
ISBN: 978-3-423-78020-9

You will also need to download the following (free) apps:

- LEO dictionary
- Reverso translate and learn
- WordReference Dictionary
- Instagram (to follow some news-based German accounts)

The course is broken down as follows:

### Term One:

Almanya – a wonderful, bittersweet comedy about a family of Turkish immigrants living in Germany and exploring their mixed culture and heritage. You will learn to analyse a film and build on the essay writing skills you learned whilst studying the novel.

Transition Grammar – In this unit, you will cover all of the grammar expected of you at A Level whilst also getting a taste of the topics you will study during the rest of the course.

### Term Two:

Natur und Umwelt – the first A level topic, you will begin your understanding of key exam skills, the German language and the German speaking world.

Ich Fühl Mich So Fifty Fifty – this is a fantastic, accessible novel set during German reunification. We will read the first few chapters together and then you will be expected (with support) to read independently and then discuss during the following lesson. Reading a whole novel in German so early on in the course is daunting but will give you an 'immersion' in the language and a fantastic sense of achievement! You will also be taught how to write an analytical essay in German.

### Term Three:

Musik und Medien – you will start to develop your reading, listening, translation and speaking skills whilst learning about music and the media in the German speaking world.

Arbeit – you will start to develop your reading, listening, translation and speaking skills whilst learning about the world of work and the economy in the German speaking world.

#### Term four:

Immigration – having gained an insight into this topic through studying the film ‘Almanya’ during Term two, you will learn more about the context of immigration in Germany, its positive effects and the challenges surrounding it.

Wiedervereinigung – again, you will have a good understanding of this topic through your work on the novel ‘Ich Fühl Mich So Fifty Fifty’ and so here you will deepen your understanding of life in the DDR, the events leading up to reunification and its effects on Germany since.

#### Term five:

Bildung, Feste und Traditionen – the final A level themes building your language skills, your exam skills and your understanding of the German speaking world.

#### Term six:

Here, we introduce no new material and focus solely on synoptic revision and exam preparation.

#### Assessment:

You will be assessed on all four skills through examination at the end of the course:

Writing – here you will write an essay on the novel, an essay on the film and translate a passage into German

Reading – here you will answer a series of comprehension questions on a range of unseen fiction and non fiction texts and translate a passage into English

Listening – here you will answer a series of comprehension and summarise a passage you hear into German

Speaking – here you will present on your independent research project and answer questions about your findings as well as having a discussion on one of the A level themes, based on an unseen prompt card

#### Section two – tasks:

##### Task One, GCSE grammar audit

Please don't be daunted by the grammar at A level – it is challenging but we will spend a whole term on it. We will go over all of the complex grammar (cases, complex tenses etc) covered at GCSE in detail but we need you to make sure that by September you are confident in general rules for gender, the three basic tenses, using modals and word order as we will not cover these in detail during the A level course.

Complete the self-assessment and the exercise for each area of GCSE grammar and then follow this [link](#) to the answers. Use this grammar audit to highlight the areas of grammar you need to work on over the summer and use the resources indicated to make sure that you are ready to move on to A level grammar in September.

1. Gender of nouns
2. Word order
3. Present tense
4. Perfect tense
5. Modal verbs and future tense

6. Receptive grammar (imperfect, pluperfect, conditional, case system)

1. Gender of nouns – Rate how confident you feel about the gender of nouns /5

Now fill in the correct definite article according to the gender of the noun (without looking it up)

- |                  |                       |                           |
|------------------|-----------------------|---------------------------|
| 1. _____ Frau    | 2. _____ Mädchen      | 3. _____ Mann             |
| 4. _____ Kind    | 5. _____ Gesellschaft | 6. _____ Arbeitslosigkeit |
| 7. _____ Rathaus | 8. _____ Handy        | 9. _____ Tag              |

Mark /9

2. Word order – Rate how confident you feel about word order /5

Translate these sentences (you may use a dictionary to look up individual words)

1. I love German because I learn so much

---

2. I do my homework in order to improve my German

---

3. German is hard, however I enjoy it

---

4. I think that German is the most important subject

---

5. Normally, I do my homework in my bedroom on the computer

---

6. When I have time, I do grammar exercises

---

Mark (award yourself 2 marks for a fully correct sentence and 1 for a sentence with one mistake) /12

3. Present tense – Rate how confident you feel about the present tense /5

Translate these sentences (you may use a dictionary to look up individual words)

1. We are learning German

---

2. Yes, we do find German difficult

---

3. Do they travel regularly to Germany?

---

4. Have we got a test this week?

---

5. I have lived here for 3 years.

---

6. German is getting more and more challenging.

---

Mark (award yourself 2 marks for a fully correct sentence and 1 for a sentence with one mistake) /12

4. Perfect tense – Rate how confident you feel about the perfect tense /5

Fill in the gaps in these sentences (you may not use a dictionary:

1. Ich \_\_\_\_\_ in die Schule \_\_\_\_\_. (gehen)

2. Wer \_\_\_\_\_ meine Tasche \_\_\_\_\_. (finden)

3. Ihr \_\_\_\_\_ das Geld \_\_\_\_\_. (nehmen)

4. Er \_\_\_\_\_ das \_\_\_\_\_. (wissen)

5. Wir \_\_\_\_\_ den neuen Film \_\_\_\_\_. (sehen)

6. Ich \_\_\_\_\_ sehr traurig \_\_\_\_\_. (sein)

Mark (award yourself 2 marks for a fully correct sentence and 1 for a sentence with one mistake) /12

5. Modal Verbs and Future Tense – Rate how confident you feel about modal verbs /5

Translate these sentences (you may use a dictionary to look up individual words)

1. We want to go on holiday

---

2. Because I am going to study during the summer

---

3. They are not allowed to go out

---

4. He would like to get married

---

5. I can always speak with my friends

---

Mark (award yourself 2 marks for a fully correct sentence and 1 for a sentence with one mistake) /10

6. Receptive grammar (we will cover all of these in detail during the course but it is helpful if you can recognise and understand them before the course starts)

1. Can you underline the nominative, accusative, dative and genitive in this sentence?

Diesen Film habe ich mit meiner Mutter während der Ferien gesehen.

2. Can you explain the meaning of this sentence and how the verbs have been formed?

Ich war schon in die Stadt gegangen

---

3. Can you explain the meaning of this sentence and how the verbs have been formed?

Wenn es in Torquay mehr Geschäfte gäbe, würde ich öfter einkaufen gehen

---

4. Can you explain the meaning of this sentence and how the verbs have been formed?

Ich ging in die Stadt, weil ich ein Geschenk kaufen musste und ich fand ein schönes Tshirt

---

5. Can you explain the meaning of the sentence and the function of the underlined words?

Ich bereite das Essen vor, wenn ich mich wohl fühle

---

Mark (award yourself 1 mark for the correct meaning and one for the correct explanation) /10

Now look over your marks – which areas need work before you start the A level course? Use MFL SharePoint site (KS4 Grammar section) to work on the areas most relevant to you.

**Task Two:** Understanding the context behind the novel 'Ich Fühl Mich So Fifty Fifty' – the novel we will read is set in 1989, the last year where Germany was divided into two countries. The action starts in the Deutsche Demokratische Republik (DDR – East Germany) and moves to the Bundesrepublik (BRD – West Germany). The better you understand the history and the context, the easier you will find it to read the novel!

Watch this video for an understanding of the divide between East and West Germany. Try to make a timeline of the DDR (called the GDR in English):

[https://www.youtube.com/watch?v=\\_XjXsvz0yMI](https://www.youtube.com/watch?v=_XjXsvz0yMI)

Read this article and summarise by giving 5 reasons why the DDR regime was brought down:

[How East Germans peacefully brought the GDR regime down | Germany | News and in-depth reporting from Berlin and beyond | DW | 08.10.2019](#)

Research the following – how much can you find out about these aspects of life in the DDR:

Trabant	Gorbachev
Interladen	Plattenbau
Stasi	Junge Pioniere
Erich Honecker	Fünfjahrplan

**Task Three:** Cultural research and presentation project. Enjoying German culture and exploring the German speaking world is a huge part of your A Level. As part of your A level, you will also need to develop the ability to research, give your opinions about your research and present confidently. Your third task is to research a German or German speaking film/ musician/ literary work/ artist and prepare a brief presentation in German. You will be asked to present in the first week back so make sure you're ready! Try to show off as much of your German as possible – use any GCSE resources you have. We are not expecting you to be able to produce German above GCSE level! You can also use the materials here to dip in and explore German culture and/ or improve your German over the summer – an excellent boredom killer!


Your presentation should last around 2 minutes and cover the following bullet points:

- Some information about the film/ musician/ literary work/ artist
- Why you chose it
- Other people's opinions of it (you will need to do some research here!)
- Your opinion of it

You can choose from the following or come up with your own!

**Films (available on the KS5 Sharepoint):**

**Goodbye Lenin**



**Das Wunder von Bern**



**Lola Rennt**



**Das Leben der Anderen**



**Sophie Scholl**



**Metropolis**




**Literary Works (Ask Ms Stacey to borrow a copy in German and/ or translation)**


**Die Verlorene Ehre der Katharina Blum – Heinrich Böll**



**Der Tod in Venedig – Thomas Mann**




**Katz und Maus – Günther Grass**



**Der Besuch der Alten Dame – Friedrich Dürrenmatt**



**Der Vorleser – Bernhard Schlink**



**Die Verwandlung – Franz Kafka**





Musicians/ composers (Click on a link to hear their most famous work before deciding on a focus):

[Wolfgang Amadeus Mozart](#)

[Hans Zimmer](#)

[Marlene Dietrich](#)

[Ludwig von Beethoven](#)

[Kraftwerk](#)

[Tokio Hotel](#)

[Johannes Brahms](#)

[Nina Hagen](#)

[Rammstein](#)

Artists:

Käthe Kollwitz



Otto Dix



Caspar David Friedrich



Hannah Höch



Joseph Beuys



Max Ernst



Jean Arp



Paul Klee

